


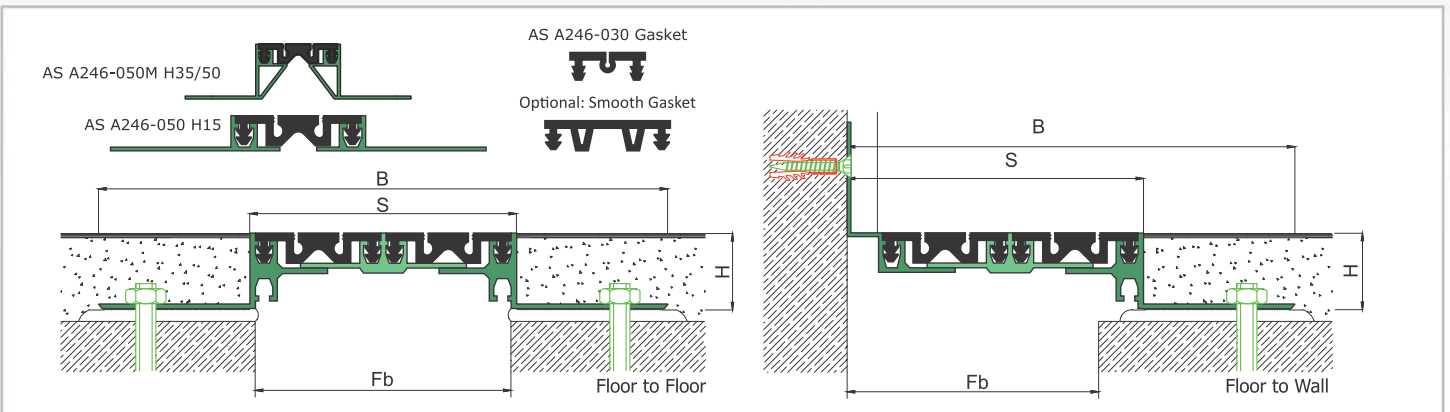


AS A246 flush mounted profile floor profiles for 20mm, 30 mm, 50 mm, and 100 mm gaps are applicable to all types of floors and individually designed for pedestrians, cars and forklifts. Push-down elastomeric gasket can be changed without demounting the profile. Smooth type gasket is available for all gaps but with less movement capability compared to grooved type. Profiles for 30 & 50 mm gaps are manufactured with single gasket while profile for 100 mm gap is with double gaskets joined with a connector profile. Punched base frame lets the profile to be installed in an easy, quick and secured way. Profile can be applied with wall type AS A146 and this dual application brings in a decorative aspect.

- Application Areas** : Indoor & Outdoor / Floor
- Ideal for** : Factories, Warehouses, Car Parks, Shopping Malls, Airports, Residences, Hospitals, Hotels, Public & Commercial Buildings etc.
- Material** : Mill Finish Aluminum (Anodizing optional), TPE Gasket
- Aluminum Alloy** : 6063 AA-USA / EN AW 6063
- Optional Supplies** : Fire Barrier, Waterproof EPDM membrane, Vapour Barrier



FLOOR

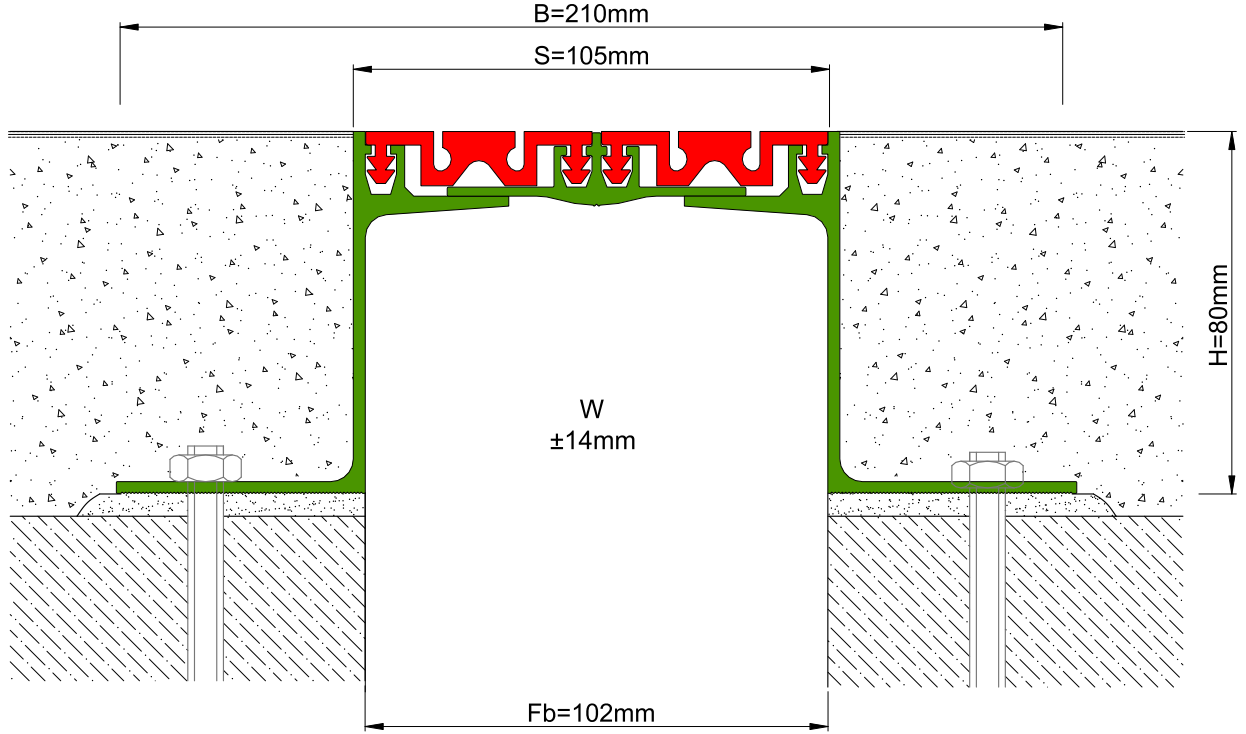


* Visuals are representative and the profile configuration may differ depending on the characteristics requested.




| LOCATION | MODEL | GAP (Fb) mm | HEIGHT (H) MM | OVERALL WIDTH (B) mm | VISIBLE WIDTH (S) mm | MOVEMENT (W) mm | LOAD CAPACITY | STANDARD LENGTH (mt) |
|----------------|--------------|-------------|---------------|----------------------|----------------------|-----------------|---------------|----------------------|
| Floor to Floor | AS A246-020 | 20 | 26 | 120 | 24 | ± 4 | | 3 |
| | AS A246-030 | 30 | 15 | 130 | 34 | ± 5 | | 3 |
| | AS A246-030 | 30 | 26 | 154 | 34 | ± 5 | 25 kN | 3 |
| | AS A246-030 | 30 | 35 / 50 | 126 / 130 | 34 | ± 5 | 25 kN | 3 |
| | AS A246-050 | 50 | 15 | 150 | 54 | ± 7 | | 3 |
| | AS A246-050 | 50 | 26 | 174 | 54 | ± 7 | | 3 |
| | AS A246-050 | 50 | 50 | 144 / 162 | 54 | ± 7 | | 3 |
| | AS A246-050M | 50 | 35 / 50 | 144 / 152 | 54 | ± 7 | | 3 |
| | AS A246-050 | 50 | 80 | 148 | 54 | ± 7 | | 3 |
| | AS A246-100 | 100 | 30 | 226 | 106 | ± 14 | | 3 |
| | AS A246-100 | 100 | 45 / 80 | 200 / 210 | 105 | ± 14 | | 3 |

Note: Please ask for different sizes



AS A246 100 H80

| Profil No Profile Number | AS A246 100 |
|---|---|
| Açıklık (Fb) mm Gap (Fb) mm | 100 |
| Yükseklik (H) mm yaklaşık Coating thickness (H) mm approx | 80 |
| Hareket Kapasitesi (W) mm yaklaşık Movement capacity (W) mm approx | ±14 |
| Renk Color | Alüminyum: Natürel, Fitiller: Siyah, gri, diğer Aluminium: Natural, Inserts: Black, grey, others |
| Malzeme Material | Alüminyum, TPE Termoplastik Elastomer Aluminum, TPE Thermoplastic Elastomer |
| Standart Uzunluk (m) Standard Length (m) | 3 |
| Yükleme Kapasitesi Load-bearing Capacity |  |